

August 2005

The Leader

THE NEWSLETTER OF THE GRANITE BAY



Jim Berger and Sandy Kaul showing off their First Place Certificate from the "Not-So-Special Olympics".

August 2005



Visit our website: <http://www.gbflycasters.org>

AUGUST 2005

SUNDAY
MONDAY
TUESDAY
WEDNESDAY
THURSDAY
FRIDAY
SATURDAY

7.	8.	9.	10.	11.	12.	13.
→	1.	2.	3.	4.	5.	6.
	Beginning Fly Tying (Session 4 of 5)	Conservation Committee Meeting				Indian Creek Res Fishout (GBF & CFFU) ←
	8.	16.	17.	18.	19.	20.
	Beginning Fly Tying (Session 5 of 5)	Fly Tying Jam		Board Meeting 7:00 P.M.		
	15.	23.	24.	25.	26.	27.
	21.	22.	31.			
	28.	29.	30.			

President's Message

Art Hawkins

For those of you who didn't sign up to go to the Past Presidents' Picnic and those of you that signed up but whimpered out because of the weather you missed another great GBF event. I have to admit that I wasn't one of the hardy soles that camped out in the rain on Thursday and/or Friday night but I did get up at o'dark thirty on Saturday and made it up to Fuller Lake by 8:00 am to sign in for the One Fly Contest. Actually I lucked out in that I had a commitment on Friday that I couldn't change so I hadn't planned to camp out this year. The weather on Saturday while cool was great compared to the previous two days. Last year there were so many float tubes and pontoon boats on the lake that it looked more like bumper boats than a fishing derby. This year the number of participants was down (due to the weather) yet we still had over 40 entrants in the contest.

The official start time was 9 am but I have to admit I was still getting my act together on dry land so I didn't stand a chance of getting the prize for the first fish landed. For the next 3 hours there were 40 of us trying to land the most fish, the biggest fish or as last resort, the smallest fish. In fact it was so competitive I even heard some cursing when a wee trout landed turned out to be an inch bigger than the smallest one already radioed into One-Fly Central. Once I got underway it only



took about 10 minutes to land my first fish and I thought hey, hey this is going to be a good day. But alas, it took an hour before the second fish came along that couldn't resist my fly offering. All told I caught 6 average fish and I managed not to be in the drawing for the prize for having been skunked. There were prizes for the first to lose their fly, the Biggest Rainbow, Biggest Brown, Smallest Rainbow and Smallest Brown. There was even a prize given to an unnamed Flycaster who was whooping and a hollering while catching a really big one that turned out to be a stick fish. At the end of the contest Michael Kaul was the big winner having caught the most fish (17).

Meanwhile back at the Bear River Campground the BBQ crew under the leadership of Head Chef

see "President's Message" page 6



Paul Egan and Nick Marmolejo doing the "Two-Handed Horseshoe Toss" as Mike Powers officiates.

Steve Mueller

Financial Planning
Specialist

Smith Barney

155 Cadillac Dr.
Sacramento, CA 95825

- Retirement Planning
- Estate Planning & Preservation
- Education Funding
- Net Worth Analysis
- Asset Allocation
- Income Strategies

916/567-2036

steven.mueller@smithbarney.com



"Say you're with GBF and I
will donate \$100 after close of escrow."

Craig D. Robertson
Realtor®

2424 Professional Drive
Roseville, CA 95661

office- (916) 960-5043
cell- (916) 765-4971
Fax- (916) 960-5083

email- crobertson@kw.com

www.CraigRealEstate.biz



Got Badge?

With our membership now exceeding 300 and new members joining each month it is most helpful if all members wear their name badges to meetings. This makes it easier for new members to remember those they have met and get to know you by name. Also, long-term members will get to know those who recently joined if the new members wear their name badges as well. Lastly, name badges are a savior to those who are "name recall challenged" regardless of how long they have been a member. So do your part and wear your name badge.

Don't be shy, submit a fly
Fly Tying Skills Program

Sponsored by American Fly Fishing Company

Beginner: \$15 gift certificate
Non-beginner: \$25 gift certificate

Observe a fly tying master tie this fly at this month's general meeting and bring it to next month's meeting to be eligible for gift certificates donated by American Fly Fishing Company. Get input and critiques from experienced tiers. This will help you improve your skills and help increase your chances of catching fish.

Rules:

- Judging takes place during the general meeting.
- Winning flies are those that best match the specific pattern recipe published. No other pattern is accepted.
- Non-beginner category certificate winner will be drawn at random from among entries in that category.
- Beginners will be moved to non-beginner category after winning their category twice.

Annual Upper Sac Fishout

It's time to start planning for the annual GBF Upper Sac Fishout. This year's event is being held from Thursday, October 20th through Sunday the 23rd. Please note this is a change from the previous announced date due to another club having scheduled the same date we announced. Several people have already signed up, but there is plenty of room for more. One year there were over 40 members attending this fun filled outing. It is advisable to make your arrangements early. The Cave Springs Motel, Acorn Motel and Railroad Motel, all in Dunsmuir are convenient. Most rooms have 2 or 3 beds so it is possible to double up with someone to save on gas and the hotel bill.

At that time of year we can expect warm or cool weather and maybe even rain, so be prepared. We'll have more information later. This has always been one of the Club's premier fishouts. If you have any questions contact Joe Aichroth at (916) 772-417 or email at jaich@surewest.net.

Monthly Fly Tying Winners for July

Beginners:

Robert Peters

\$15 gift certificate from American Fly Fishing Company

Non-Beginners:

Ron English

\$25 gift certificate from American Fly Fishing Company

Best Tie: Mike Lang

President's message

Continued from page 3

Tony Hamamoto was busy BBQ'ing a ton of ribs and chicken for the traditional Saturday evening meal. And while all this cooking was going on Mike Powers and Frank Massey got their Not-So-Special Olympics underway. No one had practiced for these events because no one had every played these "sports" before. Teams of two were established by drawing names out of a hat. The first event was Backwards Casting for Accuracy – while looking forward the caster makes several false casts then tries to drop the fly as close as possible to the target behind them. Next up was Two Handed Horse Shoes. It would be hard enough for one person to hold a horse shoe with both hands and try to make a ringer; well try it with two persons holding the shoe. Standing side-by-side one Flycaster with their right hand holding the horseshoe and the other Flycaster with their left hand holding the shoe; then 1, 2, 3 let it fly. As if that wasn't hard enough there were other handicaps like Larry Goodell (his towering 6' 5" or so frame) paired with Joe Johnson's wife (all 5' of her). I was truly surprised how well they did. And the last event started with a 10 minute scavenger hunt for materials found on the forest floor then brought back to the camp area and tied into something resembling a fly. The creativity shown by the teams was truly remarkable. These "Olympics" were a fun and entertaining time for the


participants as well as those who chose to watch us make fools of ourselves.

After the games concluded Tony and his assistant chefs rolled out one really sumptuous meal. There were enough ribs, chicken and hot dogs to be the sole item on our plates but supplementing these BBQ delights were salads of every description (fruit, green, potato, Cesar to name a few of the offerings) and desserts to die for (cakes, pies, home made cookies and berry cobbler).

All in all it was another great GBF Get Together. Special thanks go to Tony Hamamoto for buying the meat and being an outstanding head chef, to Gary Flanagan for sourcing the prizes and officiating the One-Fly Contest and to Mike Powers & Frank Massey for dreaming up the wacky games and running the Not-So-Special Olympics. These games were a real kick, and need to become a regular part of our annual Past Presidents' Picnic in the years that follow. In fact, if Mike and Frank put their heads together again I'll bet they will come up with some even wackier games.

Finally, I won't be at the August General Meeting but I do have an "excused absence" – I will be fishing in Montana and remember, this is a fishing club. This will be my tenth consecutive year of making the 17 hour drive to Rock Creek for a week of outstanding fishing in Big Sky Country. Thanks in advance to Paul Meyers who will conduct the meeting in my absence.

Tight lines.... -Art Hawkins



GBF members enjoying Tony Hamamoto's outstanding ribs at the Past Presidents' Picnic

Kiene's *fly shop*



SCOTT FLY RODS SAS & VOYAGER

G LOOMIS GLX, GL#3, ADVENTURER & TRILOGY

ROSS "GUNNISON" FLY RODS

ORVIS
Clearwater
Waders
\$99.95

ROD & REEL, CASES

2654 MARCONI AVENUE, SACRAMENTO CA 95821

916/486-9958 800/4000-FLY

email: info@kiene.com

www.kiene.com

Rod Building 108B: Thread Function

This is the second of two articles discussing how the use of thread can aid in the performance of a rod. Thread can be utilized for more than aesthetics. Thread windings work as an integral part of casting the line and fighting the fish with the rod. Thread is also used to strengthen portions the blank. These items are discussed in more detail below:

Blank Action Changes:

In an earlier article we discussed selection of a blank based upon the desired action. For example, if the angler wanted a rod that could power through the wind or cast long distances, a fast (stiff) or extra fast (very stiff) blank should be chosen. Or if the angler wants to make shorter, softer casts, a slow (very flexible) or moderate (flexible) action blank should be chosen.

Blank actions can be dramatically altered by the length of thread wrapped on the blank. The more length of thread wrapped on the rod, the stiffer the rod (in addition to a small weight gain). When a shorter length of thread is used, the rod action will tend to be softer or slower (more flexible). When single foot guides, the length of thread used is half of the amount used for double foot guides. This makes the rod action softer and slower. If double foot guides are used, the thread wrap length is twice the amount used with single foot guides, which makes the action faster and stiffer.

Strengthen Ferrules:

With the manufacture of glass or graphite rod banks, ferrules are installed so that the fisherman can take the rod apart in pieces, which allows for easier transport. When the blank is manufactured, it is impossible to strengthen the female portion of blank adequately, so the rod builder must wrap each female portion of the ferrule of the blank. The length of the wrap on the female portion of the ferrule should be a minimum of ¼ inch long or a maximum distance of however far the male portion of the blank can be inserted into the female portion of the blank. The longer the wrap of the female portion, the greater factor of safety from breakage at the ferrule is built in on the rod.

Strengthen Blank Near Tip Top:

To strengthen the blank near the tip top, the rod builder should apply approximately ½ inch of thread from the tip top down. The blank is very thin and fragile near the tip of the blank and a thread wrap will help significantly to prevent breakage of the blank in that area.

Strengthen Blank In Butt Section:

If the rod builder is considering fighting very large fish with 11wt. to 15 wt. rod, he/she may want to consider using a thread wrap of several inches immediately above the cork grip. An alternative to the thread wrap is the addition of a cork handle located about 3 inches above the existing grip. This method distributes forces to the blank in a more uniform manner than a thread wrap, which means a lesser chance of rod breakage.

Continued on page 9

continued from page 8

In summary, the rod builder will have to make some decisions as to when and how to wrap the rod for aesthetics and when and how to wrap the rod for functionality. Being able to make these decisions allows for a more durable rod with better performance.

If you have any questions, ideas, or suggestions, please feel free to mail me at larrylee@L3rods.com or telephone me at 916-962-0616.

To make the club an active club, it takes volunteers. Help GBF remain active. Take the time to volunteer.

Your Headquarters for Northeastern California and Northern Nevada.

- Weekly on-line fishing report for our local waters
- Tahoe-Truckee guide service
- Pyramid Lake guide service

For more information:
www.renoflyshop.com
e-mail: info@renoflyshop.com



294 E. Moana Ln., #14
Reno, NV 89502
(775) 825-3474



Open April 29
thru Sept 30

10200 Donner Pass Rd
Truckee, CA 96161
(530) 582-0900



FLY FISHING SPECIALTIES

6412 Tupelo Drive, Suite C
Citrus Heights, CA 95610
916-722-1055

info@flyfishingspecialties.com


STRATEGIES FOR FISHING FOR BLACK BASS AND BLUE GILL

Jim Victorine has been (off and on) a member of GBF for many years. He was the club's third president. In addition to serving as an officer in our club, he is currently on the board of directors for the Northern California Council of the Federation of Fly Fishers (NCCFFF). Jim Victorine lives in Loomis, California and is well known in Northern California fly fishing circles.

Jim Victorine
BOARD OF DIRECTORS
NORTHERN CALIFORNIA
COUNCIL OF THE
FEDERATION OF FLY FISHERS

Jim started fly fishing at age eleven and has tied flies, often professionally, for nearly fifty years.

As a master fly tyer, Jim developed the Rusty Squirrel. A description and recipe can be found at http://www.diablovalleyflyfish.org/fly_rustysquirrel.htm. This pattern has enticed innumerable steelhead trout and several species of Pacific salmon since first developed in late 1974. The Rusty Squirrel was first featured by John McKim in the "Tie Flyer" section of the spring 1976 edition of the FFF BULLETIN of the



Jim Victorine, who prefers to showcase his fish

Federation of Fly Fishers. Twenty-two years later it marked the twentieth anniversary of McKim's Fly Ideas column in *Western Outdoors Magazine*.

In addition to being a master fly tyer, Jim currently owns and operates Sierra Foothills Fly and Rod shop located at 4800 Hidden Oaks Lane in Loomis, California. In his shop he performs rod repairs on glass and graphite rods. His specialty is the building and restoration of bamboo rods.

In addition to tying flies and building and fixing rods, Jim has been chasing black bass and blue gill throughout California. His primary focus has been fishing for them in the nearby Sierras. A couple of the local waters that he fishes regularly are Lake Clementine, Folsom Lake and Lake Natomas. His presentation to the club will cover strategies for fishing for black bass and blue gill in these lakes and others in the Sierra.

When: August 11, 7:00 PM

Where: GBF Clubhouse



Fly Tying Tent at the 2004 Salmon Festival

SALMON • STEELHEAD • TROUT



On our staff, Dave Sloan is the inventor of "Sloan's Paralyzer" and "The Mighty Mite" manufactured and distributed by Urmpqua.

American, Feather
& Yuba Rivers

**In-the-Water
Clinics &
Guided Outings**

 **AMERICAN
FLY FISHING CO.**

3523 Fair Oaks Blvd.
Sacramento, CA 95864
916 483-1222 or 800 410-1222

www.americanfly.com

Burney Falls Area Fishout

Sept. 22-25, 2005

We have scheduled a fishout for Burney again in September. For those of you who made it to the October 2003 fishout that Karl Wolff put on, you know what a great time it was. For us, it was our first fishout and one of the best.


One of our state's treasures is Burney Falls State Park, a wonderful location, especially at this time of the year. At the time of the fishout the park does not take reservations, usage is on a first come first served basis. This should not be a problem at this time of year.

The reasons I'm excited about



this fishout are the superb fishing and beautiful surroundings. Rainbows and Browns are typically caught in September. Some of the hatches include Salmon Flies, Golden Stones, PMDs, Green Drakes, Mahogany Duns, Sedges, Midges, Blue Winged Olives and Trico Spinners

We will make our base at McArthur-Burney Falls Memorial State Park. There are also motels in the town of Burney, about 10 miles away. From our base, there are literally six or more quality wa-



ters: Burney Creek, Hat Creek, Pit River, Fall River, McCloud River, Baum Lake, Manzanita Lake and others. There are also three fly shops with plenty of flies and information.

Please contact Jim Bitcon at jim@haprecycling.com or (916) 417-8772 or Mike Powers at mike@fotopowers.com or (916) 606-5558 if you want to sign up or have any questions.

Here are some helpful links and phone numbers:

McArthur-Burney Falls Memorial
State Park
www.parks.ca.gov
(530) 335-2777

At this time of year the park does not take reservations. First come first served.

Continued on next page

continued from previous page

- Burney Motel, 37448 State Highway 299 E, Burney, CA 96013 (530-335-4500)
- Charm Motel, 37363 State Highway 299 E, Burney, CA 96013 (530-335-2254)
- Green Gables Motel, 37385 State Highway 299 E, Burney, CA 96013 (530-335-2264)
- Shasta Pines Motel, 37386 State Highway 299 E, Burney, CA 96013 (530-335-2201)
- Sleepy Hollow Lodge, 36898 State Highway 299 E, Burney, CA 96013 (530-335-2285)

Vaughn's Sporting Goods and Fly Shop
(530) 335-2381 37307 Main St
Burney, CA
<http://www.citlink.net/~vaughnfly/>

Trout Country
(530) 335-5304 38247 State Highway 299 E
Burney, CA
<http://www.troutcountry.net/>

The Fly Shop
(530) 222-3555 Churn Creek Rd
Redding, CA
<http://theflyshop.com/>

Clearwater House
(530) 335-5500 21568 Cassel Rd
Cassel, CA
<http://www.clearwatertrout.com/home.html>

- Mike Powers

MOUNTAIN HARDWARE



TRUCKEE . BLAIRSDEN . SQUAW VALLEY
EMPLOYEE OWNED

TAHOE TRUCKEE'S PREMIERE FISHING AND OUTDOOR STORE

**Area's largest and most
complete year-round
selection of fly tying
material and fly fishing
equipment**

Come visit us at:	282 Bonta St.
11320 Donner Pass Rd.	Blairsden, Ca
Truckee, Ca 96161	96103
(530) 587-4844	(530) 836-2589
Mon-Fri 7am-7pm	Mon-Fri 7am-5pm
Sun 8am-6pm	Sun 9am-5pm



Larry Goodell instructing on how to tie a Woollybugger.

Indian Creek Res.
Fishout
(GBF & CCFU)
August 5th - 6th

Tying the “M.R.E.”

Here's a quick and easy one, folks. I learned of this fly from fellow GBFmember and friend Tom Ross. Its originator is Bob Christensen of New Mexico. The acronym “M.R.E.” stands for “Meal, Ready to Eat.” Those of us who have served in the military remember (with horror) those “turd in a tin” excuses for food.

The M.R.E. is a good searching pattern, and also a good fly to put on during a caddis hatch. Give it a try—you'll like it. I recommend that you don't, however, try the military version unless you have a cast iron stomach.

Tying instructions:

1. Smash the hook barb (if there is one). Slip the bead on the hook and wrap 5 turns of .010" lead at the thorax area. Force the lead into the bead hole.
2. Start the thread behind the lead and wrap over the lead to secure it. Wind the thread back to a point just above the back end of the barb.
3. Tie in a slip of turkey wing feather at that point and wind the thread back to the bead.
4. Spiral wrap the turkey up the shank to form the abdomen, and tie it off.
5. Tie on a small bunch of the bleached coastal deer hair, or light elk (around 20 hairs is sufficient)



The M.R.E.

about 1/8" behind the bead for the wing. The tips should extend about 1/4 shank length behind the bend of the hook. Clip the butts.

MATERIALS

- Hook: Daiichi 1250 or other 1x long nymph hook, #16.
Thread: For the body of the fly, olive 6/0 or 8/0, or 70 denier flat nylon Ultra Thread; for the collar, orange 6/0
Bead: Gold or brass 3/32" bead
Weight: 5 wraps of .010" lead
Wing: Bleached coastal deer hair or light elk
Abdomen: Slip of turkey wing
Thorax: Peacock herl wrapped around 1 strand of olive crystal flash
Collar: Orange thread (see above).

Continued on next page

continued from previous page

6. Tie on some peacock herl and a single strand of olive crystal flash at the base of the wing. Use at least two herls. Twist the herls and crystal flash into a rope, and wrap the rope forward to the bead and tie it off. Whip finish.

7. Tie on the orange thread just behind the bead and form a small orange collar. Whip finish again.

Now do what Tom Ross does—catch a lot of trout with this little gem.

See ya on the creek....

For past lessons,
see the GBF website:
www.gbflycasters.org

Denny Welch Attorney at Law

114 N. Sunrise Avenue,
Suite B-2
Roseville, CA 95661

TRUSTS

WILLS

PROBATE

ESTATE PLANNING

916-786-2070

email: dennywelch@jps.net

Salmon Festival – Mark your Calendar

Every year GBF's presence is very prominent at the Salmon Festival and it takes volunteers to man the Fly Tying Booth, the Information Booth and the Fly Casting Area. Those who have participated in past years always remark about what a great time they had, especially those helping youngsters tie their first fly (a wooly bugger). This year's event is scheduled on October 8th and 9th. Mark your calendars and reserve one or both dates. By working a short shift in the GBF booth you will receive a parking pass allowing you to park your car in the State Park instead of taking a shuttle from an outlying area. This also makes your admission into the Festival free. A sign up sheet will be available at the August meeting.



Fly casting instruction at the 2004 Salmon Festival

New Members

Family membership:

Bill and Esther Buchanan

Michael, Kalli, Rebecca, Emily and Parker

Egan

James and Karen Hood

Single membership: Walt Crews, Shannon

Chard, Bryan Woodhouse, Thomas

Ingram, Michael Carlson, Victor Maiello

Crowley Lake Fish Out September 9th, 10th & 11th



As long as I have been a Club member, there has been a September Crowley Lake Fishout and 2005 is no exception. Crowley fishes extremely well this time of year. California Fish and Game Regulations have changed the lake to catch-and-release; single barbless hooks and most of the anglers have gone

home. This year, the fishout begins the day after our monthly meeting.

Fish in excess of twenty inches are regularly caught and there is always that twenty-pound German Brown lurking around the corner! It is not uncommon to average over ten fish for a morning of fishing!

Continued on next page



continued from previous page

Once again we will be staying at Convict Lake, which is only a few miles from Crowley. Convict has a great campground and cabins are available at the lodge. For more information check out www.convictlake.com Cabins fill quickly so make your reservation now. Last year we found the campground to be crowded. We were able to accommodate the members that made the trip but just be aware that we may have to spread out a bit

As far as equipment is concerned, you will need a float tube, Pontoon Boat or standard type

Kid's Casting Helpers Needed

We're looking for a few club members to provide *very* informal casting instruction at the Granite Bay Lions' fifth annual Youth Fishing Derby on Saturday, September 10th, at Gibson Ranch County Park in Elverta. At last year's event, GBF'ers Larry Goodell, Tony Hamamoto, and Mike Brune had a great time showing basic casting techniques to about a dozen kids – and seeing big smiles on the faces of all the grateful participants!

Casting helpers are needed between 10:30am and noon. We'll use GBF rods 'n reels – and your general knowledge of fly casting techniques. For more information on this rewarding event - or to sign-up to help - please contact Mike Brune at m.brune@comcast.net. PS... The Lions Club is the other group that uses our 'clubhouse' on Folsom Lake for their monthly meetings – so any support for this event is very much appreciated!

boat. They do have rentals at the lake marina but it is expensive. Make sure you have an anchoring system. Although not imperative, it is extremely helpful.

A 5 or 6 weight rod will work just fine. Bring a floating line and sinking lines. I have found success with an intermediate line but any line that will get down to 5 to 12 feet will work. Bring 3X, 4X, and 5X tippets.

Chronimid flies will work well as will small perch patterns. Size depends on what is coming off the lake so you might want to wait and stop by The Trout Fly in Mammoth Lakes. Their web site is www.thetroutfly.com for directions. Other great sources of information and patterns that work are Jim Holmes, Gene Goss, or John Peterson. In the past many of us have left on Sunday and hit Heenan Lake (home of some terrific cutthroats) on the way home.

For more information on fishing Crowley Lake, e-mail me at sandyk@directcon.net or call me at 530 677-8022.

- Michael Kaul

Merchandise Coordinator Position Open

The Merchandise Coordinator maintains the club's inventory of club-logo shirts and hats – including storage, display at meetings, and periodic re-ordering. Facilitating occasional custom orders and developing special purchase ideas can make this role as fun as it is important to club operations!

If you're interested in helping the club in this way, please contact Art Hawkins at 916-725-3026. Volunteers make GBF great!

Indian Creek Reservoir Joint Camp/Fishout With CFFU August 5th, 6th & 7th

Last year was our first joint fishout with CFFU and it was a major success. We had about twenty combined members in attendance and besides fishing, we had a great barbeque on Saturday evening. Once again it is time to join up with our brothers and sisters



at the Sacramento Club at Indian Creek Reservoir. Officially, they are known as “California Fly Fishers Unlimited.” CFFU has approximately the same number of members and they are some of the people you bump into at the local fly shops. Our two clubs have split the cost for the group campground, so members can camp for free.

It is fun meeting the CFFU gang on the water in float tubes, they on one side of the lake and us on the other, meeting in the middle for some friendly fly-fishing, camping, picnicking and lie telling about what great anglers we are.

Indian Creek Reservoir is located just outside Markleeville and has some outstanding fishing. The Alpine County Fish and Game Commission plans to stock 4,000 to 5,000 pounds of rainbows, ranging from catchables to seven-pound fish, in the lake this year. The Commission has stocked 2,000 pounds in the reservoir to date. The Depart-

ment of Fish and Game has already stocked 5,000 trout in Indian Creek this year so there should be plenty of fish to go around.

In addition, the East Fork of the Carson, the West fork of the Carson Pleasant Valley Creek, (pay to fish) and Markleeville Creek are a stone’s throw from the campground which is right on Indian Creek Reservoir. There is also lodging available in Markleeville but the location is close enough to Sacramento that it is also possible to make this a day trip.

One thing I plan on doing is visiting Grover Hot Springs State Park when I am not fishing. I love soaking in the mineral rich waters of the springs. I understand it increases your ability to catch fish!

If you have questions, you can call me, Gary Flanagan at 223-4240 for more information. There is still room to accommodate additional members.

keep up to date
www.gbflycasters.org

Grantie Bay Flycasters
 Classifieds

Pontoon Boat for Sale

Nine foot long Fish Cat pontoon boat (made by Outcast) for sale. The boat comes with double pontoons, comfortable seat with swivel, oars and oarlocks, storage bag on each side, a stripping apron, a built-in wheel assembly for easily wheeling the boat to and from the lake or river. The boat is in perfect shape. I've purchased another boat and want to sell this one. \$500.00. If you are interested, please call Bill Carnazzo at (916) 663-2604 (home) or (916) 295-9353 (cell), or send an e-mail to humpyfly@yahoo.com.

For Sale: Sage 6 wt. 9-foot flyrod, model 690-3. 3-piece, SP+ rod with tube and sleeve. Used only occasionally. \$350. Call Steve Greenfield at 916-408-5017 or e-mail at steve_g@starstream.net.

For Sale: Outcast Super Fat Cat float tube \$175.00.
 Sage 590-4 SLT. Medium Fast Action. \$325.00.
 Sage 896-4 SLT. Great Steelhead Rod. \$325.00.
 Contact: Steve Johnston (530) 644-4061

To place a classified, you must be a member in good standing of the Granite Bay Flycasters. Submit your listing to: jburkholder@nmvinc.com with subject line: 'GBF: classified'. Or mail your info to: Jeff Burkholder, 11300 Coloma Rd., Suite B14, Gold River, CA 95670

Club Library to Close

Unfortunately unless we are able to recruit one or two members to be Club Librarians we will have to discontinue making reference books on fly fishing available to members at the monthly meetings. This is one of the easier, least time consuming volunteer jobs that in the Club. Each month, starting around 6:30 pm, the Librarian unlocks the bookcases and displays many of the resource books, tapes and DVD's on a table. These materials are checked out by members and the Librarian keeps track of who has items checked out and when they are returned. Then during the meeting the materials are stored back in the bookcases. The only other requirement is to follow up with the occasional member who does not return their materials in a timely manner. This job provides a couple of benefits. First you have an opportunity to learn what materials are available for check out and it provides you with the opportunity to get to know other members. So let's keep the Library open; volunteers should contact Art Hawkins at 916-725-3026 or by email at art.hawkins@rcsis.com.

Officers

President	Art Hawkins	916-725-3026
VP Membership	Paul Meyers	916-797-1955
VP Conservation	Heath Wakelee	916-870-5253
Secretary	Nick Burnett	916-488-3725
Treasurer	Larry Lee	916-962-0616

Directors:

Through June, 2008	Joe Aichroth	916-772-4177
Through June, 2008	Mike Kaul	530-677-8022
Through June, 2007	Kent Ripley	916-797-6940
Through June, 2007		
Through June, 2006	Art Livingston	916-722-2992
Through June, 2006	Craig Robertson	916-786-4674
At Large, 2006	Mike Lang	530-677-7491
Past President	Gary Flanagan	916-223-4240

Committees:

Annual Dinner	Joe Aichroth	916-772-4177
Casting Instruction	Sturmer White	916-791-2618
Classroom Egg Prog.	Rick Radoff	916-624-2107
	Frank Stollen	916-725-6894

Fishmaster	Gary Flanagan	916-223-4240
Fly Tying	Bill Carnazzo	916-663-2604
Gatekeepers	Michael Gervais	916-783-5477
	Jack Peuller	916-797-1547
Golden Trout Program	Larry Goodell	530-268-8160
Historian	Warren Schoenmann	916-725-2542
Leader Editor	Art Livingston	916-722-2992
Leader Layout	Vivian Mevorah	916-408-0678
Webmaster	Kent Ripley	916-797-6940
Librarian	(Position Open)	
Merchandising	(Position Open)	
Monthly Programs	Ron English	530-677-7169
Monthly Raffle	Bob DeRoss	916-933-4716
New Members Coord.	Joe Aichroth	916-772-4177
Youth Program	Jim Forshey	530-622-7547
Refreshments	Roger & Phyllis Mattson	916-632-8802

www.gbflycasters.org

The Leader

THE JOURNAL OF THE GRANITE BAY FLYCASTERS

Granite Bay Flycasters
4120 Douglas Blvd. #306-356
Granite Bay, CA 95746-5936

Granite Bay Flycasters

Mission: The organization is dedicated to conservation of fish habitat, advancement of the art of Fly Fishing, and good sportsmanship.

Meetings: General club meetings are held on the second Thursday of each month at the Granite Bay Activities Center on the shores of Folsom Lake. For directions, check www.gbflycasters.org, or call Art Hawkins at 916-725-3026.

Doors open between 6:30 P.M. and 7:00 P.M. for socializing and fly tying demonstrations. The business portion of the meeting begins at 7:30 P.M. The main program gets underway after a short refreshment break and usually involves a guest speaker and slide show, or other presentation. Each meeting also has a raffle, and visitors are always welcome.

Membership: Applications are available on-line at www.gbflycasters.org and at general meetings. Single membership: \$30; Family memberships: \$35; and youth (under 18): \$10. There is also an \$8 name badge charge for all new members. Membership is prorated throughout the year. For membership information, call Paul Meyers at 916-797-1955, or visit the website at www.gbflycasters.org.

The Leader: To send articles, photos, ads and other materials, please e-mail to: ArtLivingston@artlivings@comcast.net. Please put *GBF Leader* in the subject line. Deadline for materials is the 15th of each month. Thank you to Alpha Graphics, 916-638-2679 for printing the *Leader* at cost.

please notify if address change