


# The Leader

THE NEWSLETTER OF THE GRANITE BAY FLYCASTERS

March 2009

www.gbflycasters.org

## Monthly Program



Rick Fox

Our speaker for March is **Rick Fox, a Pro Staff Member** with some of the biggest names in the business. He conducts on-the-water clinics for Scott Fly Rods throughout California, and has worked in the past with Mel Kreiger on a number of popular programs. Rick is a contributing author & photographer for a number of fly fishing publications. He is also a contract tier with Umpqua Feather Merchants. His Radical Caddis series of flies are highly popular. They have garnered quite the attention from anglers on the Lower Sac, to anglers on the White River in Arkansas. At the meeting, he will focus on innovative early season tying ideas with tying demos...focusing on the waters of northern CA...The Upper Sac, Pit and McCloud, and tactics and tips for the early season.

## President's Message

by Mike Howes

It is March already, and spring is just around the corner. It is time to check the lines and leaders to assure a good trout season. My fingers are crossed that the past weather fronts have filled our streams and produced much needed nourishment for our fisheries.

At our February general meeting, Jim Holmes and Gene Goss put on a great show. Their presentation was about what equipment one needs for still water

fishing. The interaction between Jim and Gene was priceless. Laughs were abound, and knowledge was shared. It truly was an evening of fun. Thanks to Jim and Gene, and the interactive audience.



Looking at the Education schedule put together by Bill Carnazzo seems like we can be in school all summer. Good thing he doesn't give homework. Take advantage of the clinics—you will find them very informative. The clinics are designed to show the various techniques associated with the given clinic, also valuable shortcuts and secrets learned from experience. When I joined the club 7 years ago, I was a non-fly fisherman, and have benefited immensely from the various clinics. I have been a repeat customer on several of the clinics.

Our annual dinner is March 21<sup>st</sup>. If you haven't bought your ticket yet, please do. Tickets are not sold at the door the night of the dinner. This is the one and only fund raiser for the club. The money raised at the dinner

### IN THIS ISSUE

Annual Dinner, March 21st	5
Balsawood Poppers for Largemouth Bass	3
Calendar of Events	2
Classified Ads	3
Conservation Corner	6
Fishmaster's Report	4
Fly Tyer's Corner	7-9
Hot Creek Fishout	3
ISE Casting Competition	2
John Muir Wilderness Area Fishout	9
Kiene's Expo	13
Membership	13
Monthly Program	1
Officers	16
President's Message	1
Raffle Prizes Rolling In	3
Rod Building Class	11
Rod Building Corner	12
Steelhead Egg Delivery	11
Tech Talk	14-15
Upcoming Classas and Clinics	10

Continued on Page 2

<b>MARCH 2009</b>						
SUNDAY	MONDAY	TUESDAY	WEDNESDAY	THURSDAY	FRIDAY	SATURDAY
1.	2.	3. Conservation Committee Meeting Bass/Saltwater Fly Tying Class	4.	5.	6.	7. Indicator Clinic
8.	9.	10.	11. Bass/Saltwater Fly Tying Class	12. 7:00 PM Monthly General Meeting	13.	14.
15.	16.	17.	18.	19. 7:00 PM Board Meeting	20.	21. Annual Dinner
22. Day Program	23. Bass/Saltwater Fly Tying Class	24.	25.	26.	27.	28.
29.	30.	31. Bass/Saltwater Fly Tying Class				

President's Message - Continued from front page

equates to 60% of what it takes to run the club. The annual dinner is a casual affair.

The raffle has several fly rods and reels to be won. The silent auction will have both fishing and non fishing items, such as: 2 tickets (orchestra seating) to the Lion King for the May 31<sup>st</sup> matinee, Skeet shooting with a trained professional and GBF member Gail Miller, wine galore, and several discounts for trips and equipment. Join us for an evening of fun. If you would like to make a donation to the club, it would also be appreciated. If you are unable to attend the dinner, you may still support the club by buying annual dinner raffle tickets. Tickets will be sold to those not attending the dinner at the March general meeting in \$100, \$50, and \$10 packets. Go to the website for instructions on ordering dinner tickets: [www.gbflycasters.org](http://www.gbflycasters.org).

Our election for the Board of Officers and Directors of the club are held at the June General meeting. There are four positions that will be opening up. They are: Two Directors, Secretary, and Director at large. Being on the Board is a great way to see how the club is operated, and also have a say in it. The Board meets the third Thursday of each month at the club house. If you are interested in joining the Board, contact Frank Stolten at [Fstolten@comcast.net](mailto:Fstolten@comcast.net).

Just a note—for those of you that did not receive a GBF Email Blast announcing that *The Leader* is available this month, it is because our database shows you have not paid your 2009 dues. If this is in error, please, contact Bill Carnazzo at [bcarnazzo@ftcnet.net](mailto:bcarnazzo@ftcnet.net).

Life is reel.  
Mike Howes

**ISE Casting Competition**

At the recent ISE show, GBF member Joey Fax (13 years old) won his age group casting contest. On Saturday, Joey cast a 5 wt. line 83 feet, and followed up on Sunday with a 70 ft. cast using only 1 back cast. I wonder how many of us can cast a 5 wt. that distance.

When you see Joey, give him a high five and well done.

. . .Pete Peterson

### Raffle Prizes Rolling In!

But, we still need your help! Please consider donating a raffle prize or auction item for the Annual Dinner on 3/21. Here are some of the kinds of things club members have donated:

- New, unused merchandise – fishing-related or otherwise.
- Flies you tied (favorite or specialty pattern?) in a flybox.
- Other handcrafted goods – fishing-related or otherwise.
- Professional services – in gift certificate or coupon form.
- Funds specifically designated for the purchase of prizes.

Getting any ideas? If you can help, please call Mike Howes at 916-863-6795. Any contribution is appreciated, and all donators are duly acknowledged at the dinner. Donations will be accepted at the March general meeting, March 12<sup>th</sup>. If you cannot make the dinner raffle, tickets will be available for purchase at the March general meeting. The tickets are in \$100, \$50 or \$10 bundles.

### Hot Creek Fishout

The Hot Creek outing is scheduled for May 1-3 and the last 2 days of April. Location is the eastern sierra, about 5 hours from downtown Sacramento.

It is close to Mammoth Lakes for condo lodging. We stay at Convict Lake campground. Next to the campground is Convict Lake Resort (800-992-2260), which has cabins for rent. Hot Creek is about 10 minutes from the campground.

The lake can be fished along with the creek, and there are other waters within a short drive from the campground. The weather can be 30°F. at night, and 70°F. in the day. Last year the fishing was the best it has been in 10 years. More and bigger fish were caught last year.

My son Isaac's girlfriend, with a little guidance from Isaac, caught 5 fish the first day, and she was a beginner, first time out. We will help beginners and people not familiar with Hot Creek as to flies, methods of presentation, and rigging. We will also help on the stream. On-stream insect samples will be taken to match fly selection to what is in the water. Give us a call if you are interested in going.

...Ron and Jeanne English  
530 677-7169

### Granite Bay Flycasters Classifieds

#### For Sale:

I have a C-clamp setup for a Dyna-King vise. It is the "large" size. It retails for \$79. I will sell it for \$40.

Bill Carnazzo, Spring Creek Guide Service  
5209 Crestline Drive, Foresthill CA 95631  
(530) 367-5209 (home office)  
(916) 295-9353 (mobile)  
[bcarnazzo@ftcnet.net](mailto:bcarnazzo@ftcnet.net) (email)

To place a classified ad, you must be a member in good standing of the Granite Bay Flycasters. Classified ads will run for only one issue of *The Leader*, unless the seller requests it to run longer. Submit your listing to: [fstolten@comcast.net](mailto:fstolten@comcast.net) with subject line: 'GBF: Classified'. Or mail your info to: Frank Stolten, 8290 Country Lake Dr., Orangevale, CA 95662. All ads must arrive by the 15<sup>th</sup> of the month to be included in the following month's *Leader*.

### Balsawood Poppers for Largemouth Bass

Have you ever caught a black bass on a popper? It is one of the most exciting things I have done. I would like to share with you how to make a popper that has proven to catch bass. I will be putting on two clinics for learning the basics of making balsawood poppers modeled after Leo Gutterres' recipe. The clinic will be held at my house with eight members per clinic. The dates of the clinics are April 11<sup>th</sup> and 14<sup>th</sup>. Both clinics are the same, so there is only a need to attend one.

The 11<sup>th</sup> is a Saturday, so I would like to have members that are working during the week to be able to attend this clinic. The 14<sup>th</sup> is open for those that are retired, or are off work on that day. I will supply the necessary material for the poppers. Once we have the clinics filled, I will let everyone know what special tools may be required. The time will be 9:30 to noon. I live in Fair Oaks at 4124 Natoma Ave, 95628. If you have any questions, please give me a call at 916-863-6795, or send an email message to [lifisreel@aol.com](mailto:lifisreel@aol.com).



America's Flyfishing Outfitter

[www.theflyshop.com](http://www.theflyshop.com)

4140 Churn Creek Road Redding, CA 96002

530-222-3555 Toll Free: 800-669-3474 Fax: 530-222-3572

email: [Info@theflyshop.com](mailto:Info@theflyshop.com)

**Fishmaster's Report**

On April 15, Bill Osselinski will host another fishout at Rancho Murrieta. This will be limited to 12 people. Selection for this fishout will be done by lottery.

Since planning is an important part of making a fishout successful, I have listed the scheduled fishouts. I am hoping that with advanced notice, you can plan and attend more fishouts this year. Starting in May, we have several fishouts scheduled for the Eastern Sierras, which provides great fishing opportunities for lakes and streams. The Eastern Sierras will give you an opportunity to hone your new and old skills with great high lake fishing.

If you would like to lead a fishout, please contact me at [billh07@comcast.net](mailto:billh07@comcast.net).

See you on the water.

. . .Bill Hagopian  
Fishmaster

<b>Date</b>	<b>Location</b>	<b>Fishout Leader</b>	<b># people</b>
March April	Rancho Seco Stillwater Clinic	Jim Holmes & Gene Goss	?
April 15, 2009	Rancho Murrieta	Bill Ossolinski	12
May 1-3, 2009	Hot Creek	Ron English	unlimited
May 15 - 17/2009	Bridgeport (Twin Lakes)	Bill Hagopian	unlimited
3rd week August 2009	Green Creek	Tony Hamamoto	unlimited
November 7 -11, 2009	Deschutes River	Robert Miller	?

**KEEP UP TO DATE  
WITH WHAT IS  
HAPPENING IN  
OUR CLUB  
BY VISITING  
OUR WEBSITE AT  
[www.gbflycasters.org](http://www.gbflycasters.org)**

**Denny Welch  
Attorney at Law**  
114 N. Sunrise Avenue,  
Suite B-2  
Roseville, CA 95661

TRUSTS  
WILLS  
PROBATE

ESTATE PLANNING

916-786-2070  
[www.dennywelch.com](http://www.dennywelch.com)

**AMERICAN  
FLY FISHING CO.**

3523 Fair Oaks Blvd.  
Sacramento, CA 95864  
916 483-1222  
800 410-1222  
[www.americanflyfishing.com](http://www.americanflyfishing.com)

Recommended by:  
**SAGE**  
**REDINGTON**  
**SIMMS**

  
Our Web site—  
Simple! Secure!  
Guaranteed!

**AmericanFlyFishing.com**  
AMERICA'S ONLINE FLY SHOP



---

**GBF Annual Dinner, March 21<sup>st</sup>**


---

This is our club's biggest event of the year - and everyone is encouraged to attend! If you don't have a ticket yet, please read the information below. Remember... tickets usually sell out but if they are not sold out they will be available at the March general club meeting. No tickets are sold the night of the dinner.

- **Who:** Club members, friends, families, neighbors, co-workers... anyone who'd enjoy an evening out with good food, a great speaker, and an incredible raffle & silent auction.
- **What:** Great multi-course dinner, huge raffle and silent auction, and wonderful guest speaker, Lawrence Stuemke, who'll also do an informative day program at the clubhouse.
- **When:** Saturday, March 21<sup>st</sup>, 2009. The day program usually runs 9AM-noon, and the dinner festivities get going by 4:30PM (bar opens at 4:30; dinner is served around 6:00).
- **Where:** The dinner, raffle & auction will be at the Carmichael Elks Club on Cypress Ave. The day program will be at the Granite Bay Flycasters clubhouse on Folsom Lake.
- **Why:** Because you want an evening of fun, friendships, and fishing stories - along with the chance to win thousands of dollars in fishing gear, guided trips, and other prizes.
- **How:** Call Mike Howes (916-863-6795 or [lifisreel@aol.com](mailto:lifisreel@aol.com)) right now to see if there are any tickets left. If there are, Mike will get you taken care of. Tickets are \$38 each.
- **Lastly:** If you can't attend the dinner, please consider making a donation for the raffle or auction. If you can help in any way, just contact Mike Howes at [LifIsReel@aol.com](mailto:LifIsReel@aol.com).

Ronald Otto  
DDS MS, Inc.

Orthodontics for:  
children and adults

125-B Ascot Drive  
Roseville, CA 95661

916-786-2442  
[www.ottoorthodontics.com](http://www.ottoorthodontics.com)



Sacramento Location

6412 C Tupelo Drive  
Citrus Heights, CA 95621  
916-722-1055  
[info@flyfishingspecialties.com](mailto:info@flyfishingspecialties.com)

Bay Area Location

15569 Union Avenue  
Los Gatos, Ca 95032  
408-377-3132

Visit us online at [www.flyfishingspecialties.com](http://www.flyfishingspecialties.com)

## Conservation Corner

Our February committee meeting was a little short on the attendance side, with Jerry Neuburger of CSPA as our main speaker. Jerry was fabulous, giving us the big picture of what CSPA really does for ALL of our fisheries. Their weekly newsletter is highly informative, and its new format makes it very user friendly and readable. Check out the CSPA website at <http://www.calsport.org/>.

### **SPECIAL PROJECTS —**

We are looking for new projects at present. More on these, as they develop!

**CLASSROOM AQUARIUM EDUCATION PROGRAM (CAEP)** — As of this writing, we are scheduled to deliver steelhead (*Oncorhynchus mykiss*) eggs to 40 classrooms on Thursday, February 19<sup>th</sup>. Thank you to Rick Radoff and Frank Stolten for keeping this program alive in GBF's 20th year of participation! For those who are not aware of our participation in DFG's program, this is a description of the program from their website: *"Through a classroom experience of hatching fish eggs and coordinated activities, students experience first-hand the value of aquatic environments, the balance that must be met to maintain and preserve California's fisheries and aquatic habitats, and how their personal actions affect these valuable resources.*

*Instructors and their students set up an aquarium in the classroom, receive fish eggs under a special Department of Fish and Game permit, and observe the fish as they hatch and develop. The experience may culminate in a field trip to a local stream or river where the fish are released. This is a hands-on, interdisciplinary project for grades K-12.*

*The Classroom Aquarium Education Project is offered statewide in partnership with regionally-based community organizations. While the program has several names around the state, the essential learning elements and student experiences are similar. The prerequisite training workshops are held at locations throughout the state. Completion of a training workshop is required to receive eggs. Teacher training workshops are offered at least once a year in each region."*

**EMERGENCY FISH RESCUE / VOLUNTEER SURVEY TEAM:** We are up to 17 members on this list! If you aren't on it, I will have a sign-up sheet at each general meeting. Thank you for participating!

### **STATUS REPORT on current legislation —**

Still waiting for them to get started!

### **LETTERS OF SUPPORT sent —**

Nothing needed at this time. If anyone hears of something that may be of interest to the club, please do not hesitate to forward it to me!

### **SAGEHEN ENTOMOLOGY CLINIC — SAVE**

**THE DATE!** Looks like we're ON for this wonderful and very educational experience for the weekend of June 13<sup>th</sup> -14<sup>th</sup>! See the separate article in this issue of *The Leader* for details. You can view their website at <http://sagehen.ucnrs.org/>.

The next conservation committee meeting will be held on Tuesday, March 3<sup>rd</sup> at 7:00PM at the Round Table Pizza in Granite Bay (Douglas Blvd at Auburn Folsom Rd). As always, all are welcome to attend.

~Robin, (916) 396-0030,  
[Tggr514@yahoo.com](mailto:Tggr514@yahoo.com).



**Kiene's**  
*flyshop*

**Bill & Marilyn Kiene**

2654 MARCONI AVENUE  
SACRAMENTO CA 95821

916/486-9958 800/4000-FLY  
email: [info@kiene.com](mailto:info@kiene.com)  
[www.kiene.com](http://www.kiene.com)

**Fly Tyers Corner**

by Bill Carnazzo

**Bill's Baby Bass Fly**



*And here's the fly iteself*

In both September and December of 2008, I fished Mexico's premiere trophy bass lakes. There are two main bait fish that the bass in these lakes voraciously consume, leading to their unusually large size: Tilapia, and Threadfin Shad. Here are pictures of these two species:



*Tilapia (a la carte)*



*Threadfin Shad*



Using subsurface patterns designed to replicate these two bait fish, I did reasonably well. But, like many fly anglers, I like to experiment—actually, in my case, it's a contrarian philosophy, which leads me to push the envelope by trying flies that perhaps no one else has thought to use (although that may be a bit presumptuous on my part).

So, I asked myself this question: Why wouldn't these carnivorous, aggressive fish also be cannibals? In other words, don't they also eat baby bass? Fortunately, I had included in my vast array of bass bugs a few that look like baby bass, based on a pattern I saw in one of the bass magazines. As usual, I modified it significantly to suit my own theories of imitation, and the result is the bug featured here. The results? Here's one picture, but you'll have to ask my El Salto December trip companions for the full "truth."

**Tying Instructions**



Step 1

1. Cover the hook shank with the 6/0 thread from the hook eye to the back end of the barb, leaving the thread behind the eye. At that point tie in an 8" piece of Radfloss (see below under "hints" for a picture of Radfloss) or similar 3/8" wide mylar ribbon. Wrap the thread over it to the back end of the barb, and return the thread to the hook eye.

2. Wrap the Radfloss forward to a point about 3/8" behind the eye; wrap it rearward in wide wraps, then forward again to achieve a cigar shaped taper. Tie it off and again move the thread to the eye.



Step 2

MATERIAL LIST	
Hook:	Tiemco 800S or similar type, size 1/0 or 2/0
Thread:	White 6/0 Uni-thread or similar type, and then flat waxed white nylon for the head of the fly
Belly:	Pearl Radfloss or similar 3/8" wide mylar ribbon wrapped around shank
Under-wing:	White Superhair or similar product
Over-wing:	Blue-green Superhair or similar product
Interior flash:	Krystal Flash UV pearl color
Side Flash:	Gold Flashabou (fine)
Topping:	Mixture of fine black crystal hair and Krystal Flash UV Herring Back color
Throat:	Red antron yarn
Eyes:	Silver 3/8" 3-D molded eyes
Head:	White flat waxed nylon thread covered with epoxy

Continued on Page 8



Fly Tyer's Corner - Continued from Page 7



Step 3

3. Turn the fly over and tie in a throat of red antron yarn. It should extend rearward only to the point of the hook.



Step 5

4. Return the fly to the upright position and tie in a bunch of Superhair equal to about two pencils width. Begin tying it in just behind the eye, and rearward to that same 3/8" point (where the Radfloss ends). Make sure it is tied in directly on top of the shank, and make adjustments as needed to achieve this goal. Place a tiny drop of superglue on the top of the thread winds.



Step 7

5. Tie in about 12 strands of pearl UV Krystal Flash at the same point by doubling the material around the thread. This will make the interior of the fly come alive. Wrap it down to the rear of the head area.



Step 11

6. Tie in a bunch of blue-green Superhair (same size bunch as white) in the same manner as the white Superhair was tied in.



Step 13 and completed fly

7. Tie in about 12 strands of gold Flashabout in the same manner as the interior flash, except pull 1/2 of the material down onto either side of the fly. This will form the side flash.

8. Tie in about 12 strands of the UV Herring color Krystal Flash. This time tie it down in the middle of the bunch, allowing the front half of the bunch to stick out over the hook eye, with the rear half extending back over the top of the fly.

9. Using the same method, tie in a similar bunch of fine black Crystal Flash. Be sure to wrap it down all the way to the back of the eye.

10. Whip finish the 6/0 thread and then tie on the flat waxed nylon thread, wrapping a nice even head. Leave the thread at the rear of the head area.

11. Take the UV Krystal Flash and the black Crystal Flash that are sticking out over the eye, and pull them tightly rearward. They will mix but that is a good result. Tie them down with a few wraps at the rear of the head and whip finish there. This forms a "stripe" over the top of the head. Place a tiny drop of superglue on top of the head.

12. After allowing the superglue time to dry, place the eyes evenly onto the sides of the head.

13. Coat the head with a nice coat of epoxy, extending it rearward about 1/8" beyond the end of the head. Place the fly on a rotating dryer and leave it there until the epoxy is firmly set (the setting time will vary with the type of epoxy used).



Step 4



Step 6



Steps 8, 9, 10



Step 12

Continued on next page



Continued from previous page

### **Tying tips**

1. If you want to add a weed guard, tie in 30 or 40# Hard mason onto the hook bend before step 2, and finish the weed guard by tying it in just behind the eye, before step 13.
2. After the fly is complete and the epoxy is dried, taper the fly by barbering the rear ends of the Superhair material.
3. Here is a picture of "Radfloss."



See ya on the creek.

### **John Muir Wilderness Area Fishout**

On the Western Slope of the Sierras in the Ansell Adams Wilderness between Yosemite and Kings Canyon National Parks we have an opportunity to do a great fishout. Tentative date is late September or early October. I will have a signup sheet at the March meeting to see if there is enough interest. We will need to book the trip by the end of March.

Here is some information on this great trip.

1. There are cabin rentals (Mono Hot Springs).
2. Guide service is available at \$400 per day. Up to 4 people at a time, best to have just 3 and you can split the fee. This also includes the boating across the lake to get us to the streams. It would otherwise be about a 5+ mile hike.
3. It is located in the John Muir Wilderness area. Just too beautiful for words.
4. There must be at least 3 people, 6 would be ideal. Fishing two days, one group of three goes to one place the first day and switches with the other group the next day so each person gets to fish two different places.
5. If one wants to do more fishing bring along a float tube. Edison Lake can be extremely fishy this time of year.
6. There is also camping for free right on the little San Joaquin River.
7. There is a country store a good restaurant.
8. There are opportunities to fish for Golden Trout.

This has the potential to be an excellent fishout. Not too much money, great learning experience, beautiful country and the fishing is normally very good.

Bill Hagopian, Fishmaster  
771-5837  
[billh07@comcast.net](mailto:billh07@comcast.net)



**L<sup>3</sup> Rods**  
Custom Fishing Rods  
Supplies and Classes

Larry L. Lee  
5645 St. Claire Way  
Citrus Heights, CA 95621

web: [www.L3rods.com](http://www.L3rods.com)  
email: [LLLEE@L3rods.com](mailto:LLLEE@L3rods.com)  
(916) 962-0616 O  
(916) 601-7853 C

**Upcoming Classes and Clinics**

by Bill Carnazzo  
Chair, Member Education

Below is a list of clinics and classes that will be offered to members. Some have scheduled dates; the others will be scheduled shortly. If you have suggestions as to other clinics or classes, be sure to contact me and we can discuss your thoughts. Look for specifics on classes and clinics on the web site, and in future *Leader* articles. **Those listed in italics have already been held.**

<b>Clinic/Class</b>	<b>Date(s)</b>
Casting:*	
<i>Beginning</i>	<i>October 25</i>
<i>Intermediate</i>	<i>November 1</i>
Using two handed techniques for Single-handed rods	TBA
Fly Tying:**	
<i>Beginning</i>	<i>January 10, 24</i>
<i>Intermediate/Advanced</i>	<i>January 6, 12, 20, 27; Feb. 3, 16</i>
<i>Fly Fishing Basics***</i>	<i>November 29</i>
Fishing with indicators****	<i>February 19 (Thursday), and March 7, '09 (Saturday)</i>
Advanced knot tying	TBA
GPS/Map reading	April 18, April 25
<i>Stillwater (on the water)</i>	<i>February in conjunction with general meeting</i>
Making balsa poppers	April 11 (Saturday) and 14, '09 (Wednesday)
Demystifying lines, leaders	Spring, '09
Entomology school (Sagehen)	June 13-14, '09
Techniques for "swinging"*****	April 15, '09
North Yuba Nymphing clinic*****	June 20 2009
Rod Building	April 21, 2009

\*The class we are calling "Using Two-handed Techniques for Single-handed Rods" will be interesting; we may use club experts or engage a casting instructor for this important class.

\*\*Paul Egan will lead the beginner class; it will be held at the San Juan Ave. Raley's Event Center. Bill Carnazzo will lead the intermediate/advanced class, using a format featuring a different tyer at each session. The six classes will be held at either the Granite Bay or Roseville Raley's Event Center.


\*\*\*This class was a big success, with 13 members in attendance. Newer members learned a lot about the basics of our sport. It was taught by Bill Carnazzo, Sturmer White, and Karl Wolff, with the able assistance of our resident professional photographer and angler emeritus, Pete Peterson.

\*\*\*\*This class will be taught by Ryan Miller, professional drift boat guide on the Yuba, Feather, Lower Sacramento, and other waters. The format is not clear yet, but the plan is to do a part classroom/part on-the-water combination.

\*\*\*\*\*This class will feature proper technique for swinging streamers, soft hackles, etc. Ryan Miller will also teach this very important technique.

\*\*\*\*\* This very popular clinic will be held on the beautiful North Yuba River above Downieville. Its purpose is to provide basic on-stream instruction in how to catch more fish on nymphs in pocket water using the "short line" nymphing rig and technique. The June 6th date may change if flow conditions render the river unsafe to wade.

**MOUNTAIN HARDWARE**



TRUCKEE · BLAIRSDEN · SQUAW VALLEY  
EMPLOYEE OWNED

**TAHOE TRUCKEE'S  
PREMIERE FISHING AND  
OUTDOOR STORE**

**Area's largest and most  
complete year-round  
selection of fly tying  
material and fly fishing  
equipment**

Come visit us at:	282 Bonta St.
11320 Donner Pass Rd.	Blairsdan, Ca
Truckee, Ca 96161	96103
(530) 587-4844	(530) 836-2589
Mon-Fri 7am-7pm	Mon-Fri 7am-5pm
Sun 8am-6pm	Sun 9am-5pm

### Rod Building Class April 21, 2009

There's been great participation in our recent Basic Rod Building classes instructed by GBF members Larry Lee, Bill Avery, Ron VanSant, and Sturmer White. The class covered the basic rod building techniques of fitting and installing reel seats and handles, attaching line guides with nylon thread, and sealing the thread wraps with epoxy finish. Members also personalized their rods with their name and rod model. Participants had a great time learning a new skill and appreciated the individual instruction provided during the class. One Granite Bay member built rods for his entire family.

The next 2009 basic rod building class will begin on April 21, 2009, and will run from 6:30PM - 8:30PM at the GBF Clubhouse. An additional two classes will be setup with individual members. Be sure to bring your rod-building kit with you, or contact Larry Lee about obtaining one.

This workshop is presented to introduce club members to the art of rod building. For those who have built rods previously, or who may have started a rod but never finished it, this workshop offers the chance to learn all the basic steps involved in building a fly rod. Each participant will build a 'custom' fly rod during the course of this workshop. Participants: Be thinking about what rod you want to build (line wt, length, # of pieces...). Unless you have a specific, name-brand rod in mind, we can suggest where to get an inexpensive, private label rod-building kit that will allow you to build a beautiful 'first' rod for \$100 (various line weights are available), which includes the kit, materials for building, and use of required tools.

If you didn't sign up for this workshop but would like to be included in a future session, or have any rod-building questions whatsoever, please feel free to contact Larry Lee at (916) 962-0616 [lllee@l3rods.com](mailto:lllee@l3rods.com) or Bill Avery at (916) 625-1637 [jbavery@sbcglobal.net](mailto:jbavery@sbcglobal.net).


### Steelhead Egg Delivery

It's that time of year again and on Thursday, February 19th, a dedicated group of GBF volunteers met at the Nimbus Hatchery to pick up steelhead eggs for distribution to area schools participating in the program. This time we delivered eggs to 41 classrooms, the most we've ever done at one time, all of which have been provided with a complete aquarium setup funded by GBF. The program is truly regional in scope and eggs were delivered to schools in Placer, Sacramento, Nevada and El Dorado counties, from Lincoln to Placerville. Despite the recent bleak salmon season we were fortunate to get our normal number of steelhead eggs, 35 per classroom.

For anyone not familiar with the program, its purpose isn't to create mini-hatcheries in classrooms but to educate students in the uniqueness of a salmon and steelhead life cycle and teach them about all the factors that effect their survival. Many of these same factors such as erosion control, pollution, good water quality and availability, and protection of the resource also affect human quality of life. We hope the lessons learned in studying the lifecycle of anadromous fish will become lasting impressions that some day, when the students become adults, will result in wise decisions being made regarding the future use of our natural resources. That's why this special program is important and what it's really all about.

Many thanks to all who generously gave their time to participate and support the program: my co-chair Rick Radoff, Fran Radoff, Warren Schoenmann, Pepper Martin, Tom Pettey, Art Livingston, Sturmer White, Mike Howes, Dennis Baker, David Baker, John Carroz, Tom Pettey, Tony Fabian, Dick Shannon, Drake Johnson.

. . . Frank Stolten



**THE FOUNTAINS**  
**1009 GALLERIA BOULEVARD**  
**ROSEVILLE CALIFORNIA 95678**

TEL 916 783 9400

## Rod Building 109E Two-Handed or Spey Fly Rods

by Larry Lee and Jeff Putnam

This is the fifth article in a series about building two-handed fly rods (also called Spey rods). This month we will discuss selection of reels and fly lines for the two-handed fly rods. This article diverges somewhat from the mechanics of rod building, but is very important because it provides information useful to understand certain elements of two-handed rods, so that when you build your two-handed rod, it will contain the components needed for the function. Jeff Putnam of JPutnam's Fly Fishing Schools and Kiene's Fly Shop has agreed to help in this article.

### **Selection of Reels and lines**

There are many reels currently built that can be used on the two-handed fly (spey) rod. The reels generally should be three sizes larger than the rod weight. For example, an 8 weight two-handed fly rod should have a reel that would generally be used for a 11 weight one-handed rod. With that large reel, you will need a good drag for fighting the fish. Different manufacturers have different size designations on the reels, so you will need to choose the appropriate size as indicated above.

### **Why do you need such a large reel?**

The primary reason for using such a large reel is to hold the large amount of line required for two-handed casting. For optimal casting of two-handed rods, line systems have been developed by a few line manufacturing companies that allow the angler to match about every water condition. An example of this type of line is called the Rio Windcutter Spey line with interchangeable tips. This system uses a running line with a body (130 feet), and two tips lined up sequentially (about 15 feet in length for each taper). The idea is to change the various tips to float on top or to sink to whatever depth the fish will strike. The general type of casting used in this type of two-handed rod fishing, the line is not continuously stripped in and out of guides, but rather pulled out once and the entire length used in casting. This is a very simplified explanation, so I recommend that you get proper instruction to fully learn and utilize the many types of casts. (The Lines are much larger in diameter than standard fly lines and take up more room).

Another type of two handed casting is called Skagit. This type of cast uses an approximately 30 foot shooting head that is large in diameter and increased mass. There are various lengths of shooting heads (length and density of line determined by rod stiffness and intended depth to sink the line). The casting used in the Skagit style is primarily pulling enough line through the guides (passed the shooting head to the shooting line) to "shoot" the shooting head and then stripping the line back in. The line in this technique is continuously "working" through the guides in both directions. Again this is a very simplified explanation of this type of casting, so I recommend that you get someone to instruct you with the proper techniques.

Another major reason to have a large reel is to balance your rod. Balancing your rod and reel weights makes casting much easier. If the rod and reel are not properly balanced, the upper arm will really become fatigued when casting. The test is to have at least 50 feet of line pulled off the reel and then the rod and reel should balance at approximately 2 inches below the top of the foregrip.

### **Rod building considerations for your rod**

When building your two-handed rod, based on the information above, make sure you have the correct blank, handle, reel seat, guide sizes, types and spacing for the type of two-handed casting you will be doing. Longer rods tend to be used for the traditional casting, where shorter, smaller weight rods tend to be used for Skagit style of casting.

In addition, when building your two-handed rod and you already have a reel that you love and want to use, consider checking the balance of the rod, reel, and line. You can make adjustments (lengthen or shorten) to the foregrip of the rod to balance the rod with the reel and line. You may then want to consider changing the position of the stripping guides and re-spacing the remainder of the guides to accommodate the handle length changes.

### **A note about tip top considerations**

Some manufacturer's have changed the large tip top loop guide with tip top that has a ceramic insert for better casting. If this is done, make sure the ceramic guide is large enough for the large diameter lines to pass through with out much drag.

If you have any questions or suggestions, please contact me at [llee@l3rods.com](mailto:llee@l3rods.com) (l = lower case L) or telephone at (916) 962-0616, or Jeff Putnam at [jeff@jpflyfishing.com](mailto:jeff@jpflyfishing.com) or telephone at (916) 366-7554.



## Membership

*by Bill Carnazzo, Membership V.P.*

As of this writing, Granite Bay Flycasters has 277 memberships (individual and family, which means we actually have a lot more people in our club than 277). Of these, over 200 have paid their renewal dues. Anyone wanting a copy of the membership list can obtain it by sending me an email message at [bcarnazzo@ftcnet.net](mailto:bcarnazzo@ftcnet.net), and I'll send it in a reply. It is in Excel format. **The board's policy is that the list is not to be used for any commercial purpose, and is not to be distributed to persons outside the membership—so please observe those restrictions.**

A big welcome! and round of applause for our newest members:

Josh Miller  
Joseph and Shelly Lumia  
David and Melissa Huston  
Tom Rainbolt  
Duane Nelson  
Chuck Garland  
Vern Luke  
Rich and Dawn Adams  
Wes Yamaguchi  
Gregg and Julie Christensen  
Brian Gralian

When you see these folks at our meetings, please greet them and invite them to go fishing—after all, that's what we are all about.

**Special note to new members:** Be sure to participate in our popular club events and features. Here are just a few:

1. **Fishing outings.** Historically we have held several fishouts each month. In addition to these scheduled events, there will be "impromptu" fishouts that occur from time to time. You can find out about these on the club's message board (more on that later).

2. **Member education.** We have a very active member education program. You can learn to tie flies in classes taught by masters of this aspect of our sport. There are also instructional classes and clinics on virtually every facet of fly fishing, including casting, entomology (bugs fish eat), fishing knots, rod and net building, techniques to increase your catch rate—and much more.

3. **Web site.** You will find us at [www.gbflycasters.org](http://www.gbflycasters.org). This site is a huge repository of information about the club, its activities (past, present, future), and its history. The site also features a message board for members to communicate with others on issues such as fishing locations, tackle-problem solving, and other items. Our monthly newsletter, The Leader, is also published on the site. It contains a huge amount of information, including a featured fly of the month with tying instructions and detailed pictures.

4. **Library.** Granite Bay Flycasters has a large library of fishing books, magazines, and videos available for member check-out. At each club meeting the librarians have these publications available at the rear of the room.

5. **Annual dinner.** This is the club's premiere event, featuring a good dinner, a prominent speaker, and a huge raffle and silent auction. It is the vehicle by which we raise most of the money needed to further our conservation and community education programs. Members attending enjoy camaraderie along with the food, drink, and other pleasures of an entertaining evening.

6. **Conservation.** Our Conservation Committee is very active in supporting, proposing, and conducting conservation activities. It is a very hands-on program for which we have won many awards. You can read all about it on the web site and in the Leader. New members often gravitate to this interesting and rewarding part of our activity agenda.

## Kiene's Expo

Put April 18 on your calendar for the annual expo at Kiene's Fly Shop.

There will be factory reps on hand to show you their latest products. There are prize drawings and demonstrations all day. Bill will provide hot dogs, chips and drinks for lunch. There is also a special guest who at this time goes un-named.

Kiene's has always been a very large supporter of our club, so let us support them by attending the expo.

Pete Peterson

## Tech Talk

### Understanding Fly Rods

As a seasoned fly angler, guide, and fly shop employee, I am often asked questions about fly rods. As is the case with fly lines, the subject of fly rods has become complicated—more so, in my view, than is necessary to the enjoyment of our sport. The purpose of this article is to pare down the inquiry to the few essentials that should be taken into account when shopping for a rod—whether you are a beginning flyfisher or a more seasoned angler wondering how to address some special need or purpose in acquiring “another” rod.

The main factors to consider are: Rod “weight,” meaning the line weight that the rod is designed to efficiently carry during the casting process; rod length; rod flex characteristics (i.e., the “action” of the rod; number of rod sections; and price. Interlaced with these criteria is the issue of the purpose to which the rod will be put. As a shopper, ask yourself this question: What will I be using this rod for? That will likely be the first question that a good shop employee will ask you. If you have no specific purpose, then your answer should probably be something like “I want a good general-purpose rod.” Let’s consider each of these criteria in turn, using an excellent summary authored by Bill Kiene; at the end, we will end up with a few recommendations.

#### **Choosing A Fly Rod, by Bill Kiene**

This is an important part of the sport. You need to get a fly rod(s) that will fit your personal needs and casting style. This fly rod is for you, not for the fly shop salesperson or your fishing partner. You need to pick the right line size, length, number on sections and action of this new fly rod so it will perform well for you.

#### **Rod Line Size**

The rod line size has more to do with the size of the fly or flies or combination of terminal tackle (indicators, split shot) you will be casting. Fly lines come from size # 0 all the way up the # 16. These line sizes are directly related to the weight of the first 30’ of the fly line and they get larger in diameter and heavier as the line numbers get larger.

The most popular sizes for trout are # 4, 5 and 6 line rods. The # 4 line is for casting smaller flies ( # 14 to # 20) with lighter tippets (5x to 7x) on small streams or on the smooth water that is found on spring creeks (slow moving streams with little or no riffles). The #5 line is the most popular size today for trout because it fits most situations fairly well for casting a wide range of flies ( # 8 to # 16). The # 6 line is for casting larger trout flies like the ones used in lakes or on larger streams. The # 6 line is also popular because it starts to bridge the gap to some larger fisheries like bass, steelhead and shad.

The next most popular group is # 7, 8 and 9 lines. They are for heavy fresh water and light salt-water fisheries. Of these sizes the #8 is the ‘top dog’. It is popular for steelhead, shad, stripers, salmon, bonefish and many other medium size fish. These lines will throw larger flies in windy situations that are commonly found on larger rivers, bays and along the coasts.

The largest popular group is the #10, 11 and 12 lines that are used for mostly salt-water fisheries. These are lines for throwing large streamers and poppers in the open, windy salt-water settings where you find great game fish like the tarpon, dorado and sail fish. These line sizes are getting more popular today with the new salt-water fly-fishing craze.

Sales on lines smaller than #3 or larger than #12 are very rare in today’s market but these sizes can be useful in special situations.

#### **Rod Length**

I would guess that about 70% of the fly rods sold today are 9’ in length. This is a good size for most all situations. Shorter rods from 8’ to 8’6” are great for smaller streams where casting distances are short and accuracy is a plus. These shorter rods are also lighter and lots of fun for catching smaller fish. If you are wading in larger rivers for steelhead or float tubing in lakes you might like a longer rod from 9’6” to 10’ in length. You have to be careful when going to the longer lengths because not all longer rods are enjoyable to cast.

*Continued on next page*

---

Continued from previous page

### **Number of Sections**

The standard number of sections for many years was only two. Multi-piece rods of the past were heavy and had inferior actions so they were used primarily for backpacking. Today this is changing very rapidly with new space age composites and new rod building technology. Multi-piece rods in 3, 4, 5 and 6 pieces are taking over the market especially in the more expensive rods. The technology today allows the top rod manufacturers to make multi-piece rods that cast and feel like two piece rods. With all the air travel today, multi-piece rods can be the most practical way to go. They also are easier to store in your vehicle.

\*\*Be sure to check the tightness of each ferrule after an hour or so of fly casting, especially on multi-piece rods.

### **Action**

With so many choices today, fly rods come in many different actions. Be sure to get the right action for your fishing needs. Slow action, softer rods work well for short to medium casting on small water. They also balance better with smaller fish that inhabit these small streams. A softer rod will help protect the tippet from breaking on larger active fish too. Softer, slow action rods work well in short casting, but are hard to cast long distances for most.

Medium action is best for all around fishing. This is the safest action to be looking at because it performs well in most situations.

Faster action, stiffer rods are good for distance casting on open water and casting in windy situations. They don't cast well in close so they are not normally suited for smaller stream fishing.

### **Price**

We are lucky today that even low end rods around \$100 can give great performance. Today there are lots of choices from \$100 to \$700. When you spend more money, you get better materials and newer technology. Whether you buy a rod for \$100 or \$700, you should try to get some help in picking it. I recommend casting some rods unless you are brand new to the sport, then you have to have some faith in the salesperson at the shop or take a friend who is more familiar with fly casting with you. They will generally be able to pick you a good rod in what ever price range you want.

---

There are many other articles on this subject. If questions remain after reading Bill Kiene's analysis, try the following:

<http://www.dickssportinggoods.com/info/index.jsp?categoryId=222874>. This is an excellent article with plenty of illustrations and a good chart. It includes a short summary on rod materials.

<http://www.troutfitter.com/index.asp?PageAction=Custom&ID=12>. This is also an excellent summary of the subject of the "right" rod, using the criteria discussed above.

### **My personal recommendation—A good choice for a first rod**

For the entry level fly fisher, the best choice is a good, moderately priced general purpose rod. My recommendation is a 4- piece, 9 foot rod designed for a 5 weight line, with a medium-fast flex. This type of rod is easiest to learn to cast, and can be used for almost all trout fishing, whether on streams or lakes; smaller steelhead fishing; and bass fishing. Used in combination with a good weight forward line, it will serve the angler well for many years and will remain in his or her rod inventory forever.

In a future article we will discuss specialty rods such as ultra-light rods, spey rods, and switch rods. I will also ask Larry Lee to prepare an article for this column on the basics of building rods.

Bill Carnazzo

5209 Crestline Drive, Foresthill CA 95631

(530) 367-5209 (home office)

(916) 295-9353 (mobile)

[bcarnazzo@ftcnet.net](mailto:bcarnazzo@ftcnet.net) (email)

Granite Bay Flycasters  
4120 Douglas Blvd. #306-356  
Granite Bay, CA 95746-5936

## Granite Bay Flycasters

**Mission:** The organization is dedicated to conservation of fish habitat, advancement of the art of Fly Fishing, and good sportsmanship.

**Meetings:** General club meetings are held on the second Thursday of each month at the Granite Bay Activities Center on the shores of Folsom Lake. For directions, check [www.gbflycasters.org](http://www.gbflycasters.org), or call Mike Howes at 916-863-6795.

Doors open between 6:00 P.M. and 6:30 P.M. for socializing and fly tying demonstrations. The business portion of the meeting begins at 7:00 P.M. The main program gets underway after a short refreshment break and usually involves a guest speaker and slide show, or other presentation. All meetings are open to the public and visitors are encouraged to attend.

**Membership:** Applications are available on-line at [www.gbflycasters.org](http://www.gbflycasters.org) and at general meetings. Single membership: \$30; Family memberships: \$35; and youth (under 18): \$10. There is also an \$8 name badge charge for all new members. Membership is prorated throughout the year. For membership information, call Bill Carnazzo at 530-367-5209, or visit the website at [www.gbflycasters.org](http://www.gbflycasters.org).

**The Leader:** To send articles, photos, ads and other materials, please e-mail to: Frank Stolten at [fstolten@comcast.net](mailto:fstolten@comcast.net). Please put **GBF Leader** in the subject line. Deadline for materials is the 15th of each month.

Please notify if address change

## Officers, Directors and Committee Chairs

President - <b>Mike Howes</b> 916-863-6795 <a href="mailto:lifeisreel@aol.com">lifeisreel@aol.com</a>	Fly Tying <b>Bill Carnazzo</b> 530-367-5209 <b>Paul Egan</b> 916-640-5126
VP Membership - <b>Bill Carnazzo</b> 530-367-5209 <a href="mailto:bcarnazzo@ftcnet.net">bcarnazzo@ftcnet.net</a>	Fly Tying Jam <b>Jim Holmes</b> 916-967-6709
VP Conservation - <b>Robin Egan</b> 916-640-5126 <a href="mailto:tggr514@yahoo.com">tggr514@yahoo.com</a>	Gatekeepers <b>Michael Gervais</b> 916-783-5477 <b>Jack Peuler</b> 916-797-1547
Secretary - <b>Karl Wolff</b> 916-224-7633 <a href="mailto:karl.wolff@sbcglobal.net">karl.wolff@sbcglobal.net</a>	Golden Trout Program <b>Larry Goodell</b> 530-268-8160
Treasurer - <b>John Hogg</b> 916-663-2051 <a href="mailto:johnhogg@sbcglobal.net">johnhogg@sbcglobal.net</a>	Historian <b>Warren Schoenmann</b> 916-725-2542
<b>Directors:</b>	Leader Editor <b>Frank Stolten</b> 916-725-6894
Through June, 2011 - <b>Larry Goodell</b> 530-268-8160 <a href="mailto:lgoodell@aol.com">lgoodell@aol.com</a>	Leader Layout <b>Vivian Mevorah</b> 916-408-0678
Through June, 2011 - <b>Ray Ito</b> 530-677-5250 <a href="mailto:itor@pacbell.net">itor@pacbell.net</a>	Librarian <b>Don Craig</b> 916-354-2878 <b>Dick Shannon</b> 916-354-0754
Through June, 2010 - <b>Pete Peterson</b> 916-240-1997 <a href="mailto:rpeter7@surewest.net">rpeter7@surewest.net</a>	Merchandising <b>Taylor Yates</b> 916-608-4560 <b>Dennis Baker</b> 916-580-7639
Through June, 2010 - <b>Jack Ramos</b> 916-774-9972 <a href="mailto:jramos@surewest.net">jramos@surewest.net</a>	Member Education <b>Bill Carnazzo</b> 530-367-5209
Through June, 2009 - <b>Jerry Devlin</b> 530-878-8934 <a href="mailto:wndycty3@aol.com">wndycty3@aol.com</a>	Monthly Programs <b>Ron Hayashi</b> 916-488-9901
Through June, 2009 - <b>Ron English</b> 530-677-7169 <a href="mailto:rtefish@d-web.com">rtefish@d-web.com</a>	New Members Coord. <b>Joe Aichroth</b> 916-772-4177
At Large through June, 2009 - <b>Tom Pettey</b> 916-966-3471 <a href="mailto:tapettey@sbcglobal.net">tapettey@sbcglobal.net</a>	Refreshments Position Open
Past President - <b>Rick Radoff</b> 916-624-2107 <a href="mailto:radoffnst@jps.net">radoffnst@jps.net</a>	Salmon Festival <b>Pete Peterson</b> 916-240-1997
<b>Committees:</b>	Webmaster <b>Kent Ripley</b> 916-797-6940
Annual Dinner <b>Mike Howes</b> 916-863-6795	Youth Program Position Open
Casting Instruction <b>Sturmer White</b> 916-791-2618	
Classroom Egg Prog. <b>Rick Radoff</b> 916-624-2107 <b>Frank Stolten</b> 916-725-6894	
Fishmaster <b>Bill Hagopian</b> 916-771-5837	